

**Town of Veteran
2010 Comprehensive Plan Questionnaire**

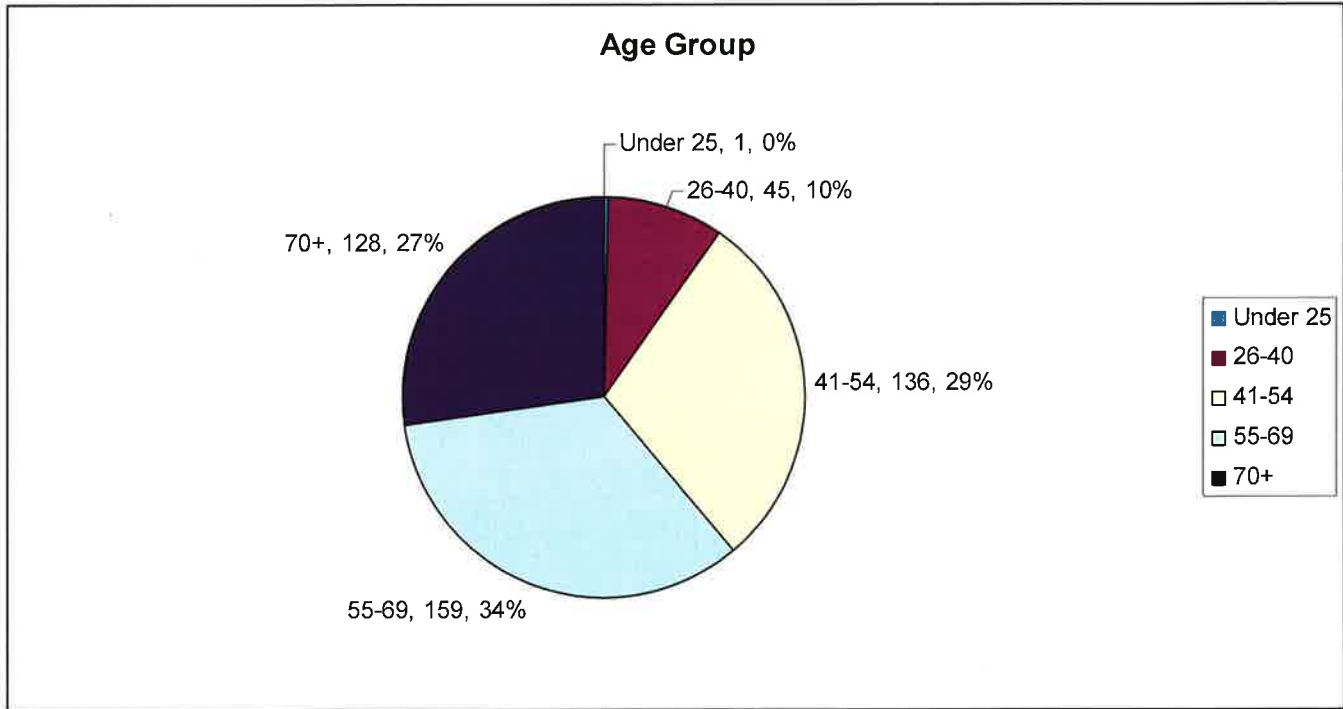
Summary of Responses

DRAFT

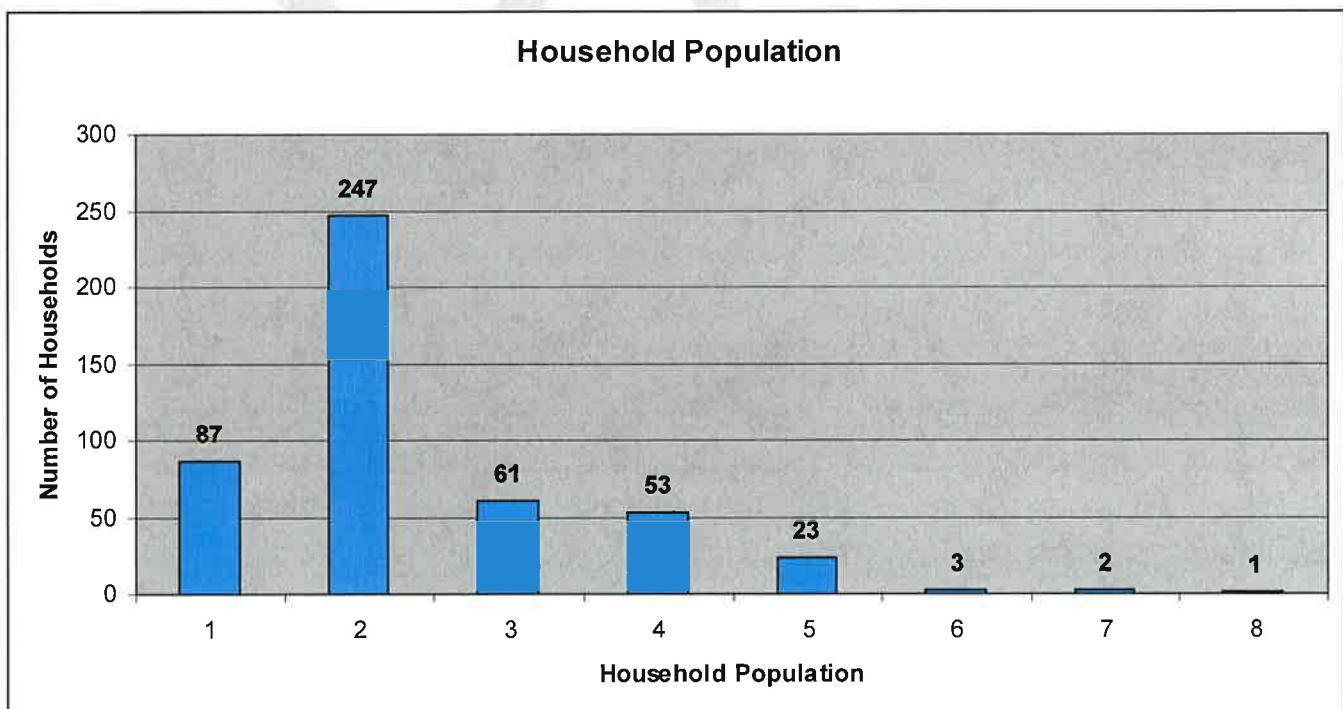
Demographic Information

Question 13: Do you currently rent or own your home? Rent - 8, Own - 472

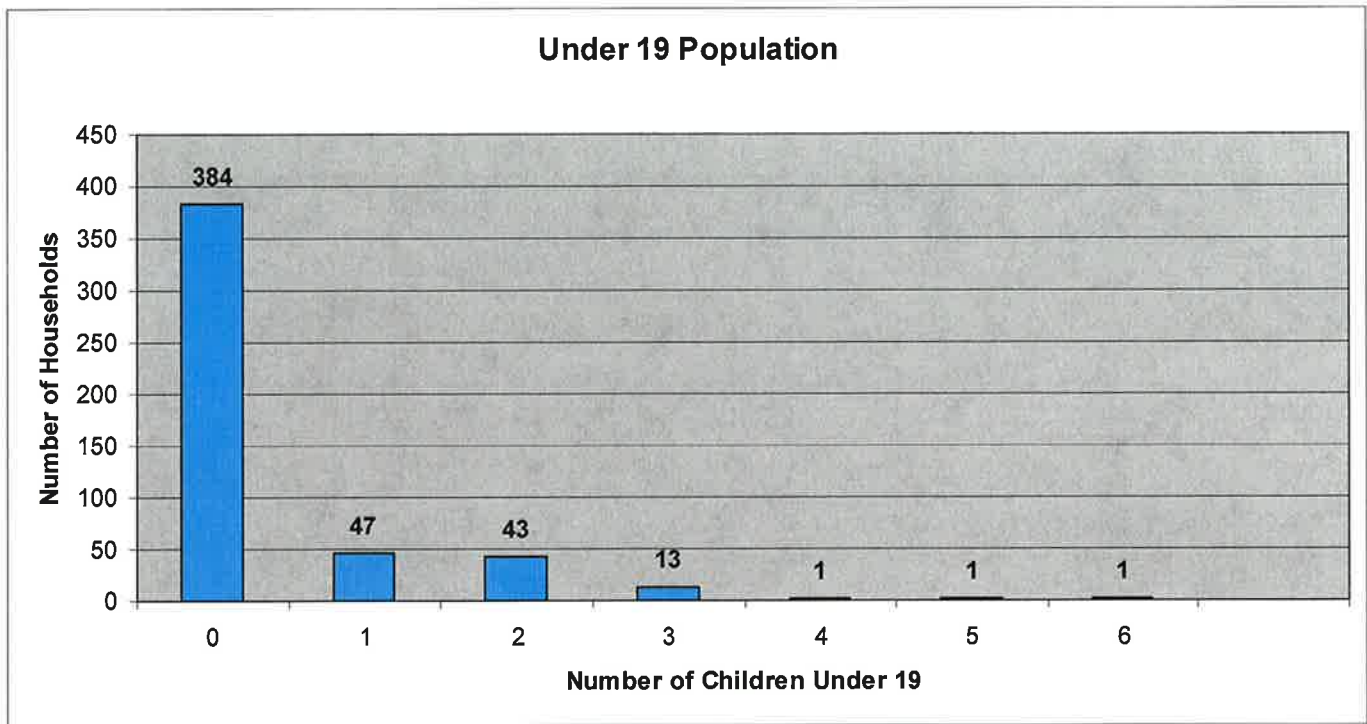
Question 14: What is your age group?



Question 15: How many people live in your household?



Question 16: How many children under the age of 19?

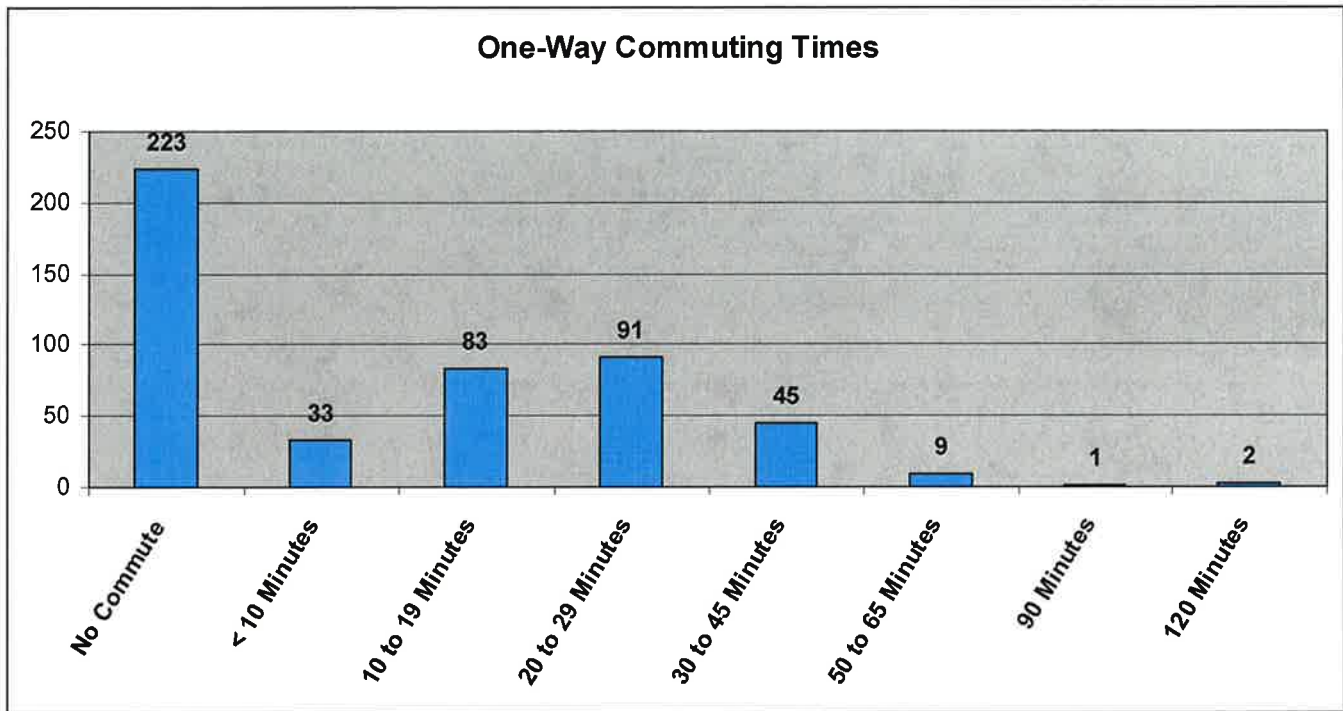


Question 17: Do you have access to wired cable television and internet?

Yes - 263, No -203

Question 18: Your address or road/street name? *Not compiled; for reference only at this point. Correlation could be attempted if classified between rural and/or residential.*

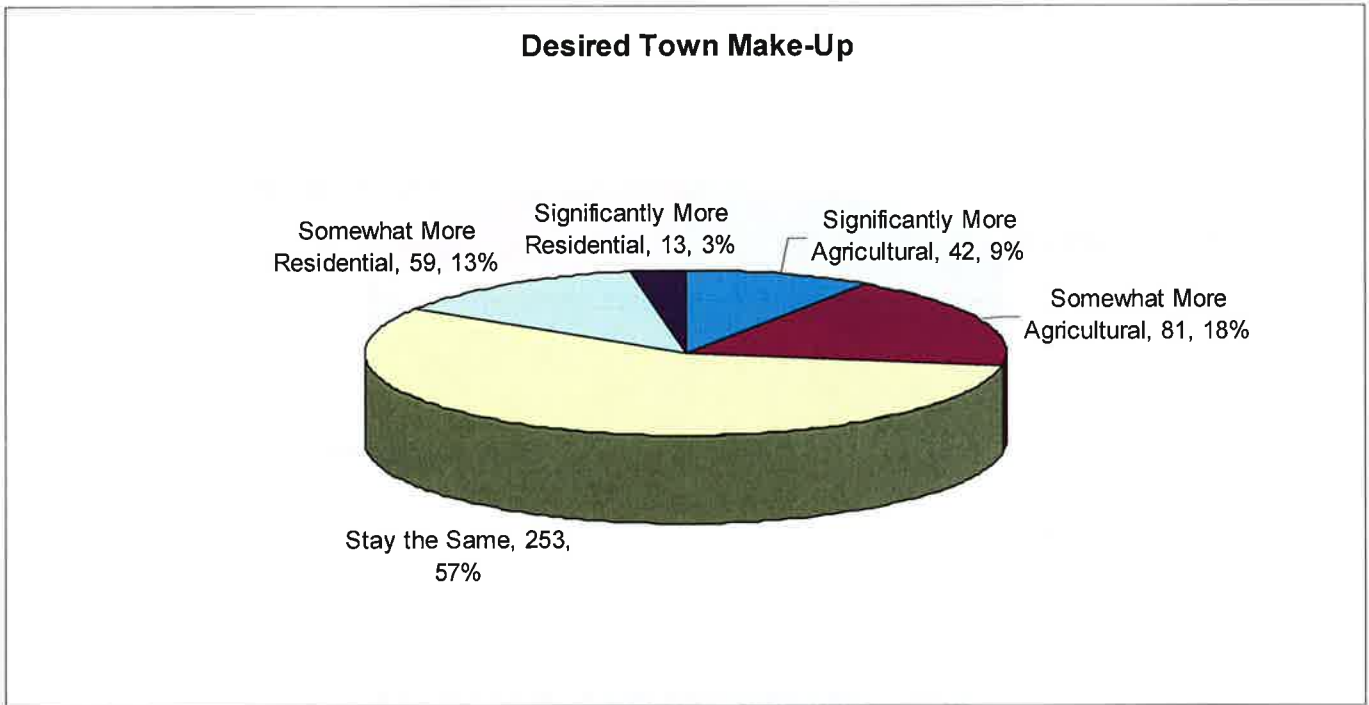
Question 19: What is your one-way commuting time to work? ____ minutes



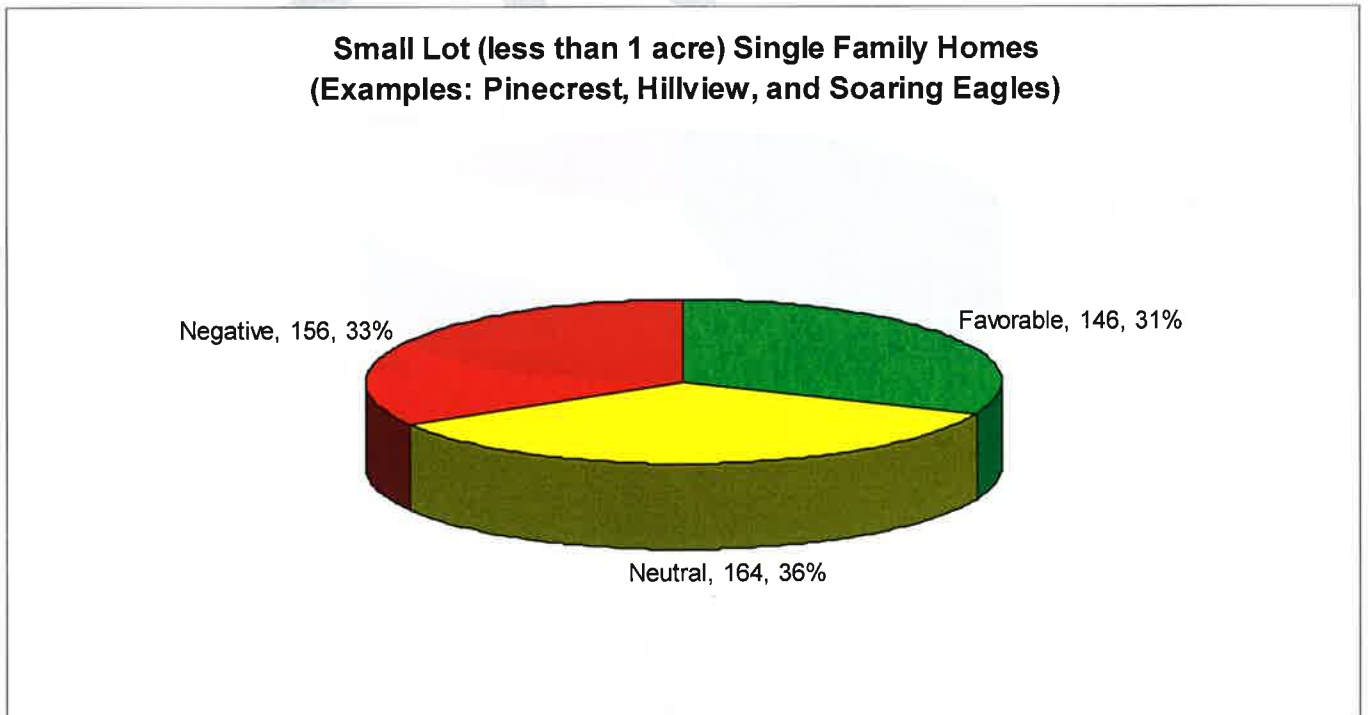
DRAFT

Survey Responses

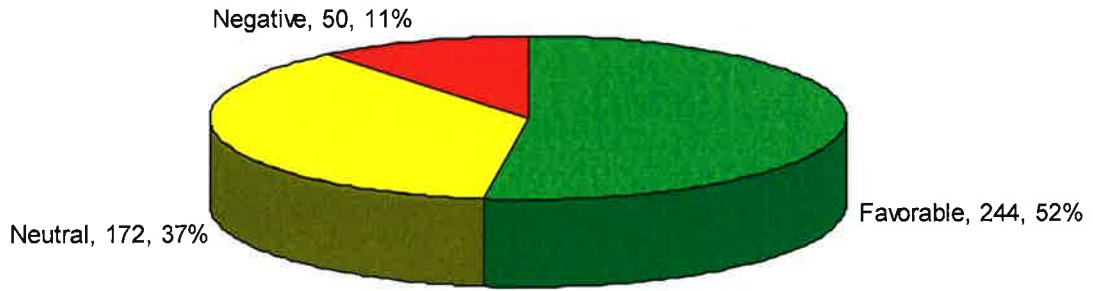
Question 1: What is your desired residential/agricultural make-up of the town?



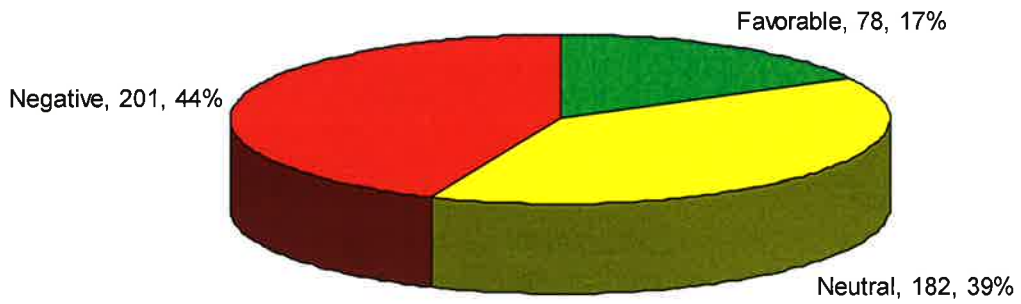
Question 2: What is your impression of the following methods of residential growth?



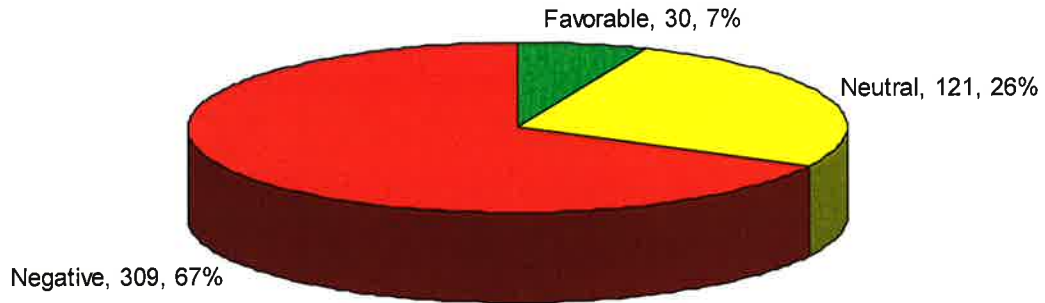
Assisted Living Complex for the Elderly



Apartment Complexes

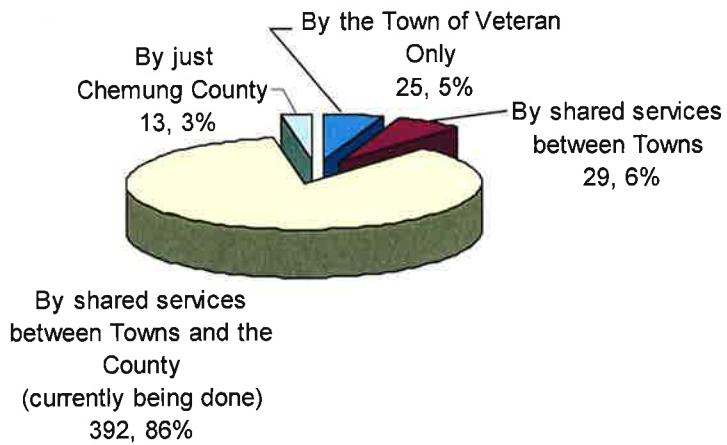


Mobile Home Parks



Question 3: How should highway department services be provided?

How Should Highway Department Services be Provided?



Question 4: Please rank order the following projects from 1 to 8, with 1 being the highest for the town to encourage development of: Only 320 of the 490 respondents actually fully rank-ordered their responses. Only those 320 surveys are summarized below.

Observations: Road Improvements overwhelmingly received the highest assignment as the most important project. Natural Gas Delivery to Homes and Public Water Service had the next highest assignments of #1 project. Following down to complete the Top 4 highest priority projects, results in an assignment of Sewer Service. The apparent logical progression of services is to be able to transport oneself to and from the home, followed by the delivery of key resources to the home, water, energy, and sewer service.

		Projects							
		Road Improvements	High Speed Internet Service	Sewer Service	Recycling Program	Natural Gas Delivery to Homes	Parks and Recreation Development	Pubic Water Service	Garbage Pick-up
Ranking	1	39%	11%	9%	2%	11%	3%	11%	3%
	2	14%	10%	12%	10%	15%	5%	16%	8%
	3	13%	8%	10%	12%	14%	13%	10%	9%
	4	11%	9%	11%	9%	13%	13%	9%	13%
	5	5%	9%	11%	15%	9%	14%	12%	13%
	6	3%	9%	11%	15%	11%	14%	12%	14%
	7	2%	9%	16%	14%	9%	15%	11%	14%
	8	1%	25%	9%	12%	7%	13%	9%	14%
	Top 2	54%	21%	21%	12%	26%	7%	27%	11%
	Top 3	67%	28%	31%	24%	40%	21%	36%	19%
	Top 4	78%	38%	42%	34%	53%	33%	45%	33%

Question 5: Would you support increased development of the Route 13 and 14 corridors to include commercial and compatible light industrial businesses? (See Comments Section for Comments)

Yes - 317 (68%), No - 146 (32%) (Percentage based on number of respondents to a question)

Question 6: Should the town promote commercial development of agriculturally-based businesses? (See Comments Section for Comments)

Yes - 340 (77%), No - 99 (23%) (Percentage based on number of respondents to a given question)

Question 7a Do you like the current residential/agricultural zoning?

Yes – 219 (48%), No - 33 (7%), No Opinion – 203 (45%)

Question 7b: Should different areas of the Town carry zoning classifications?

Yes - 162 (37%), No - 88 (20%), No Opinion – 192 (43%)

(See Comments Section for Comments)

Question 8: What concerns do you have with respect to natural gas exploration in the Town of Veteran?
(These results were summarized into categories to attempt to provide an overview of the responses. This activity may have been inconsistent and is definitely arbitrary. See comments section for all comments by category)

Rating of Comment	Number of Comments	Percentage of Comments
Negative (Anti-Drilling)	34	7%
Cautionary with Negative Overtone	33	7%
Cautionary and/or Neutral	199	41%
Cautionary with Positive Overtone	38	8%
Positive (Pro-Drilling)	44	9%
"None"	62	13%
No Response	80	16%

Question 9: What concerns about other natural resource utilization (harvesting of timber, bio-fuel development, wind power generation, gravel pits, etc.) do you have? (See Comments Section for responses.)

Question 10: Would you encourage retail and commercial development in the town? (See Comments Section for responses.)

Yes - 269 (64%), No - 152 (36%) *(Percentage based on number of respondents to a given question)*

Question 11: Please rank how well your needs are served by the following services:

	Excellent	Good	Neutral	Fair	Poor	N/A	No Response
ERWAY Ambulance	36%	25%	13%	1%	0%	15%	10%
Town & Country Vol. Fire Dept	34%	21%	13%	1%	1%	19%	11%
Millport Vol. Fire Department	24%	17%	13%	2%	0%	32%	12%
Odessa Fiber Dept	8%	9%	16%	1%	0%	48%	17%
New York State Police	38%	35%	10%	4%	1%	4%	8%
Chemung County Sheriff	29%	36%	15%	4%	3%	6%	7%
Public Transportation	2%	6%	19%	7%	20%	35%	11%
Libraries	16%	20%	18%	7%	8%	21%	11%
Garbage & Solid Waste Disposal	12%	22%	15%	7%	9%	24%	10%
Parks & Recreation	8%	26%	22%	11%	7%	15%	11%

Question 12: Do you have any suggestions to lower the property tax burden on residents? (See Comments Section for responses.)

Comments

DRAFT